

St. Matthew's Cemetery is pleased to offer you the most extensive personalization options and adornment policies available in Western New York.

Our many options give you the opportunity to create a truly meaningful, permanent tribute and lasting legacy of love for you and your family, now and for generations to come.

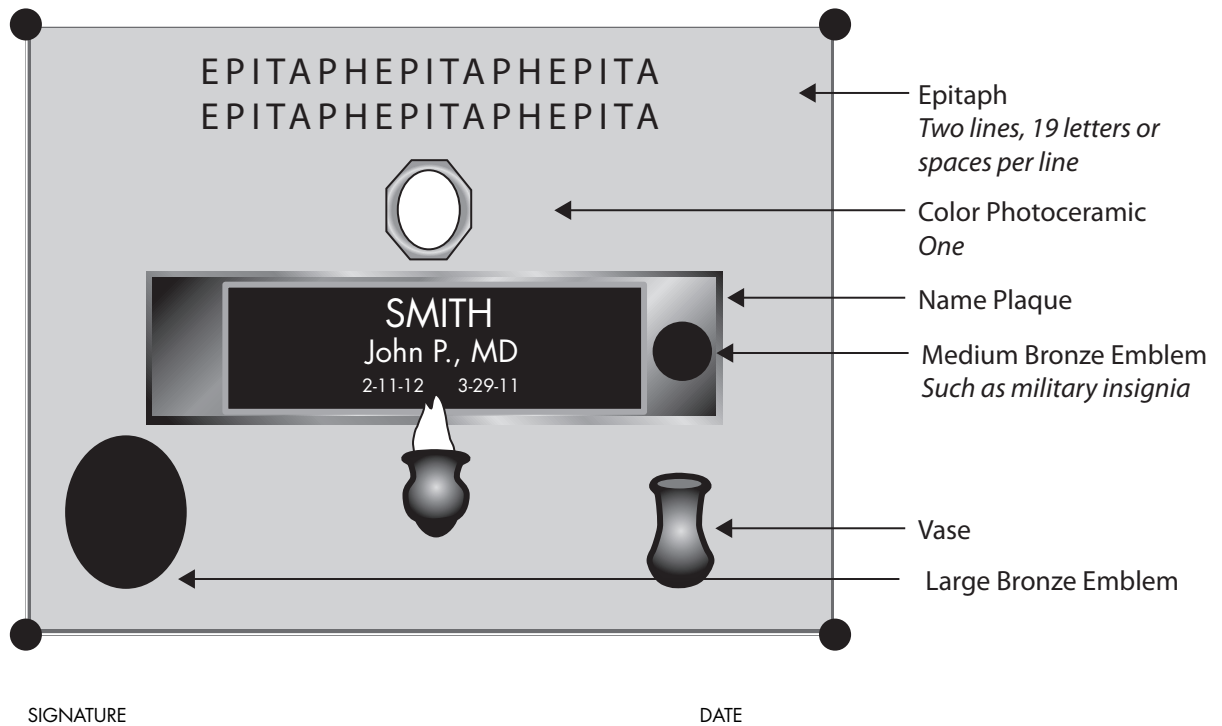
Please take the time to review all options in both our crypt and niche categories. The ability to customize will help with your decision as to which type of crypt or niche best fits your preference for creating your personal final statement.



ST. MATTHEW'S
CEMETERY

Dedicated to God, family and country.

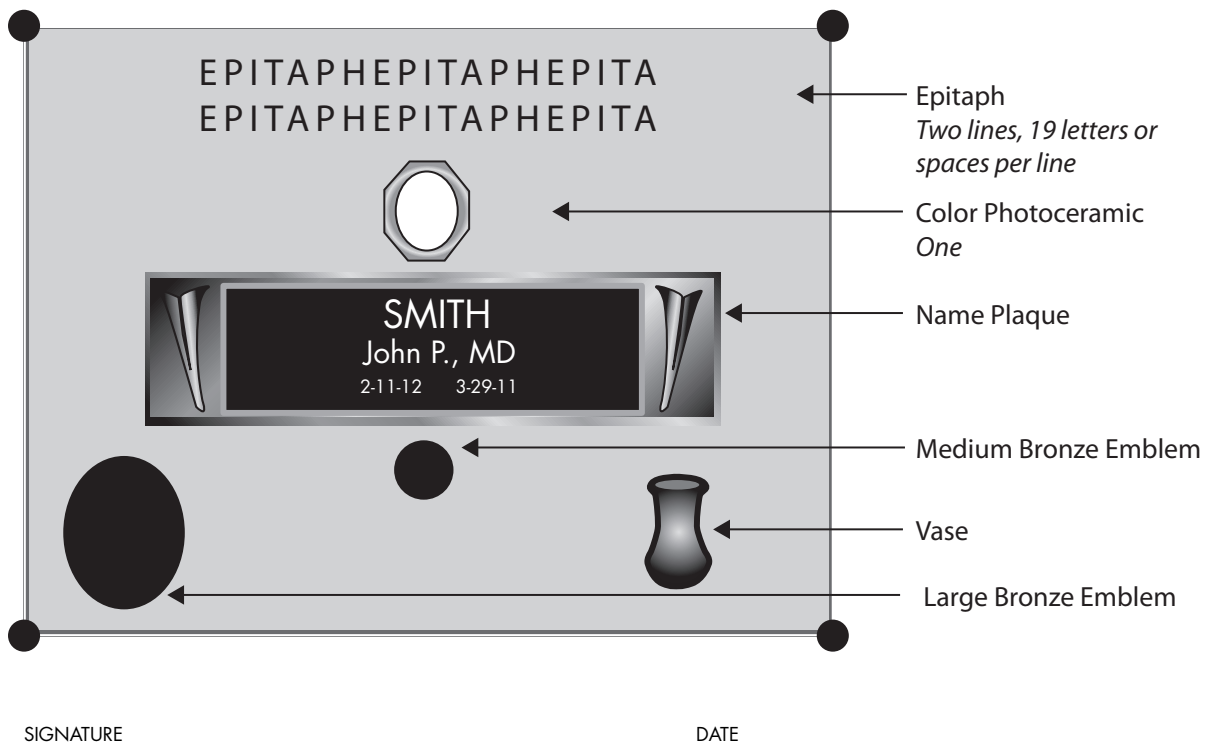
Single Crypt Interior



Single Crypts may have:

- One color photoceramic, centered above the name plaque.
- One large bronze emblem, in the lower left corner of the crypt front.
- One flower vase in the lower right corner of the crypt front.
- One medium bronze emblem, on the right side of the name plaque frame.
- Epitaph of two lines, of up to 38 total spaces, 19 per line. Spaces include all letters, numbers and spaces, with a space before and after each word. A total of eight words of terms of endearment placed with bronze letters at the top of the crypt front above the name plaque.
- The Cemetery maintains the exclusive right to approve or deny all wording on crypt epitaphs.

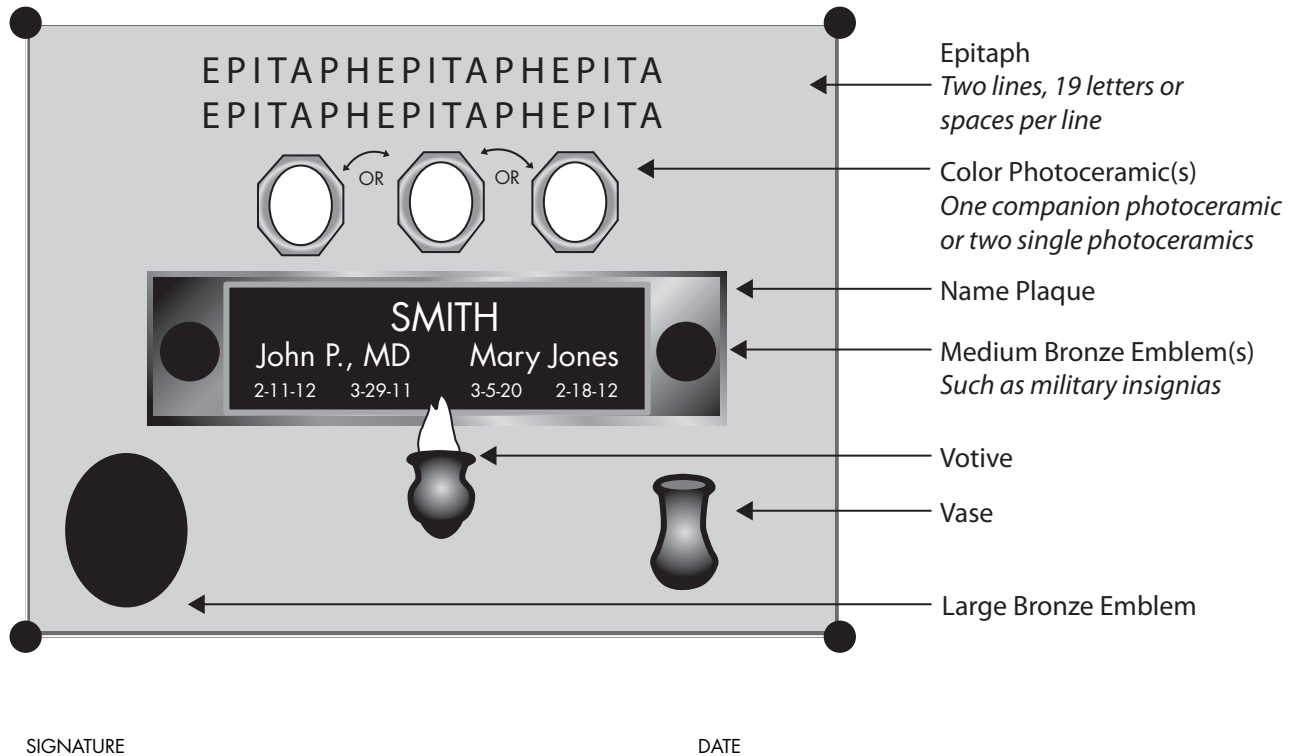
Single Crypt Exterior



Single Crypts may have:

- One color photoceramic, centered above the name plaque.
- One large bronze emblem, in the lower left corner of the crypt front.
- One flower vase in the lower right corner of the crypt front.
- One medium bronze emblem centered under the name plaque.
- Epitaph of two lines, of up to 38 total spaces, 19 per line. Spaces include all letters, numbers and spaces, with a space before and after each word. A total of eight words of terms of endearment placed with bronze letters at the top of the crypt front above the name plaque.
- The Cemetery maintains the exclusive right to approve or deny all wording on crypt epitaphs.

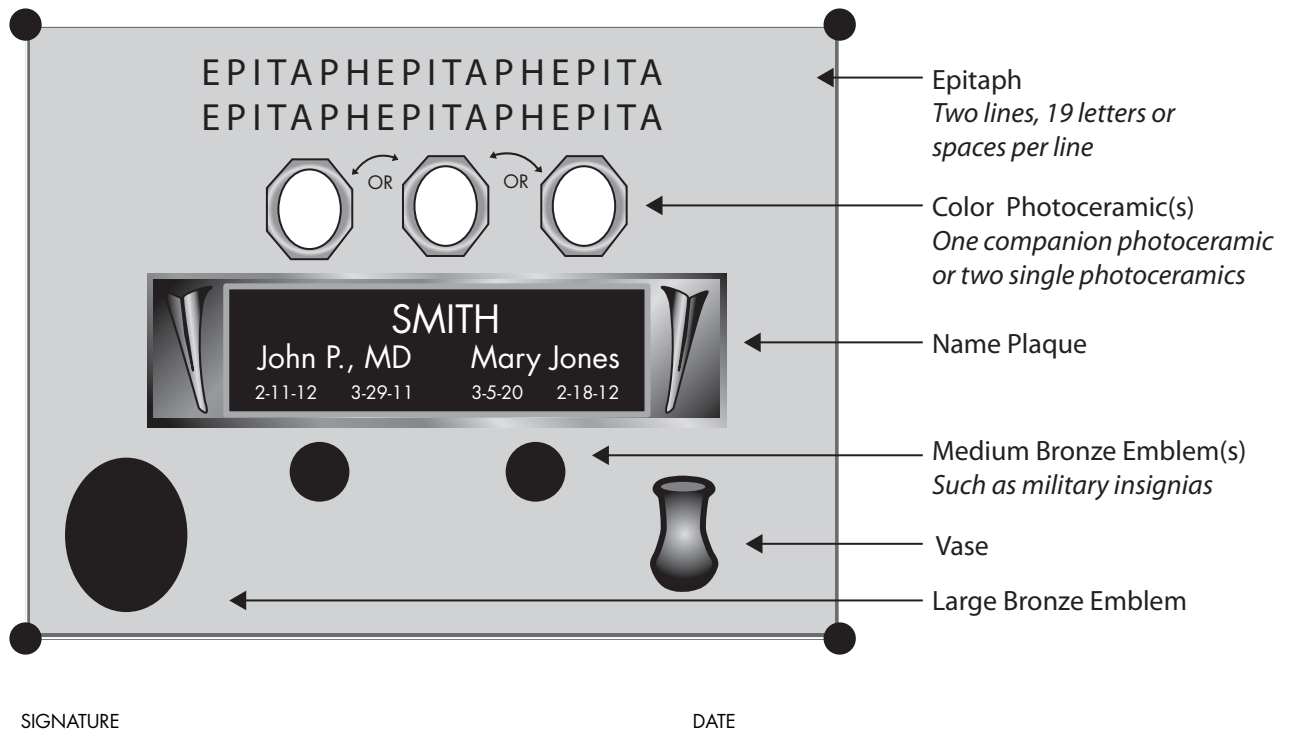
True Companion Tandem Crypt Interior



True Companion/Tandem Crypts may have:

- One companion (two person) color photoceramic centered above the name plaque OR two single color photoceramics over each person's first name.
- One large bronze emblem, in the lower left corner of the crypt front.
- Two medium bronze emblems on the right and left sides of the name plaque frame.
- Epitaph of two lines, of up to 38 total spaces, 19 per line. Spaces include all letters, numbers and spaces, with a space before and after each word. A total of eight words of terms of endearment placed with bronze letters at the top of the crypt front above the name plaque.
- One flower vase in the lower right corner of the crypt front.
- The Cemetery maintains the exclusive right to approve or deny all wording on crypt epitaphs.

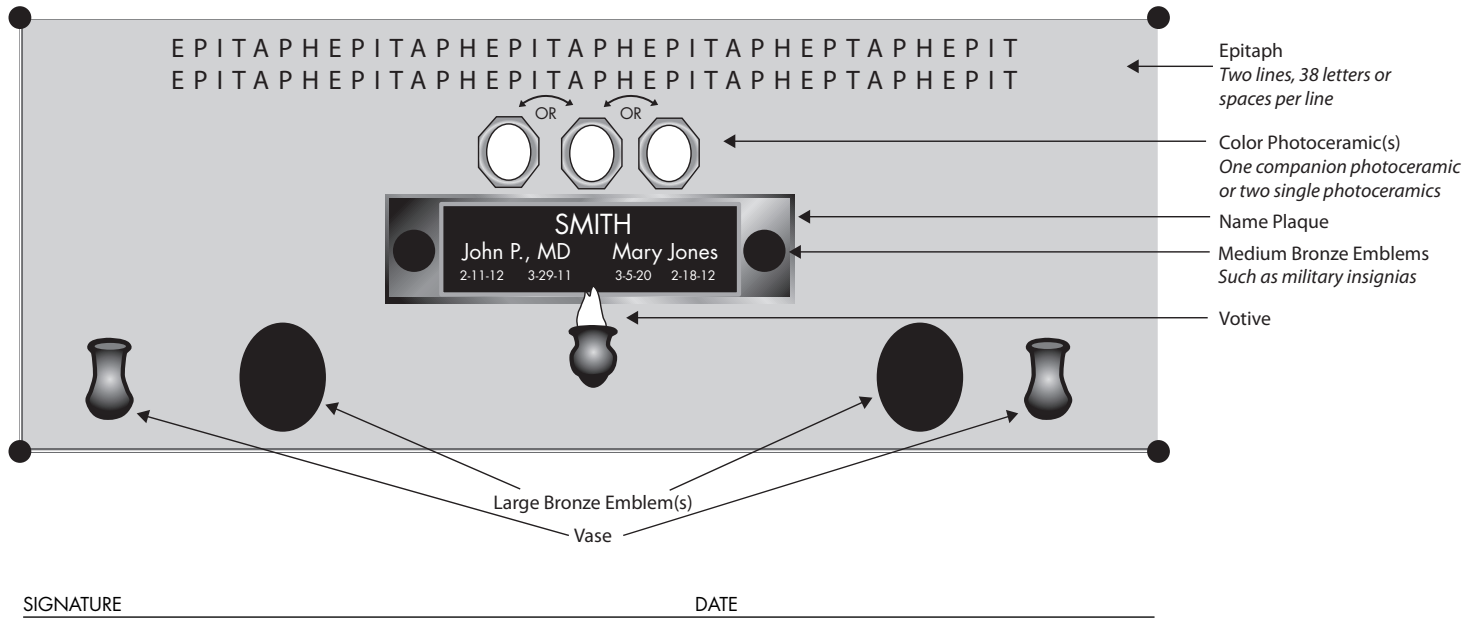
True Companion Tandem Crypt Exterior



True Companion/Tandem Crypts may have:

- One companion (two person) color photoceramic centered above the name plaque OR two single color photoceramics over each person's first name.
- One large bronze emblem, in the lower left corner of the crypt front.
- Two medium bronze emblems centered under the name plaque.
- Epitaph of two lines, of up to 38 total spaces, 19 per line. Spaces include all letters, numbers and spaces, with a space before and after each word. A total of eight words of terms of endearment placed with bronze letters at the top of the crypt front above the name plaque.
- One flower vase in the lower right corner of the crypt front.
- The Cemetery maintains the exclusive right to approve or deny all wording on crypt epitaphs.

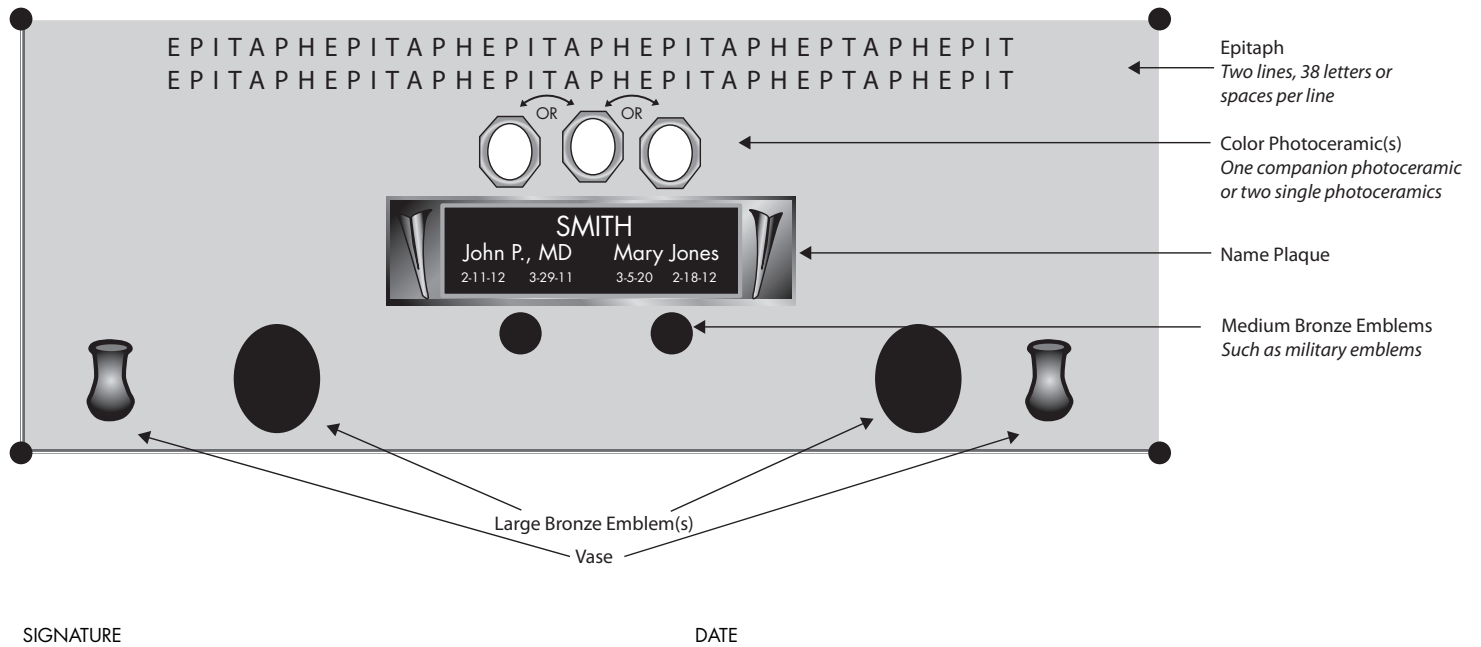
Side by Side Crypt Interior



Side by Side Crypts may have:

- One companion (two person) color photoceramic centered above the name plaque OR two single color photoceramics over each person's first name.
- Epitaph of two lines, of up to 76 total spaces, 38 per line. Spaces include all letters, numbers and spaces, with a space before and after each word. A total of sixteen words of terms of endearment placed with bronze letters at the top of the crypt front above the name plaque.
- One flower vase in the lower left corner and one flower vase in the lower right corner of the crypt front.
- Up to two large bronze emblems on the same line as the vases, exact location at cemetery's discretion.
- Two medium bronze emblems on the right side of the name plaque frame.
- The Cemetery maintains the exclusive right to approve or deny all wording on crypt epitaphs.

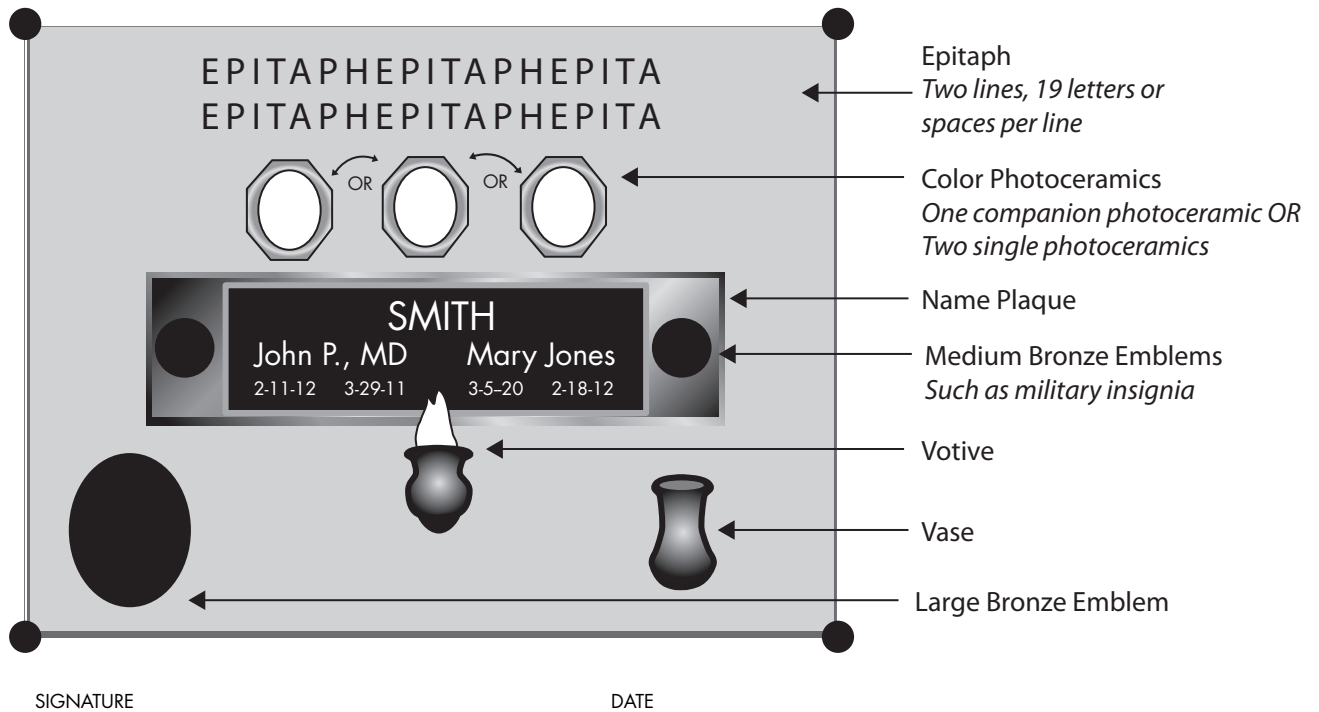
Side by Side Crypts Exterior



Side by Side Crypts may have:

- One companion (two person) color photoceramic centered above the name plaque OR two single color photoceramics over each person's first name.
- Epitaph of two lines, of up to 76 total spaces, 38 per line. Spaces include all letters, numbers and spaces, with a space before and after each word. A total of sixteen words of terms of endearment placed with bronze letters at the top of the crypt front above the name plaque.
- One flower vase in the lower left corner and one flower vase in the lower right corner of the crypt front.
- Up to two large bronze emblems on the same line as the vases, exact location at cemetery's discretion.
- Two medium bronze emblems centered under the name plaque.
- The Cemetery maintains the exclusive right to approve or deny all wording on crypt epitaphs.

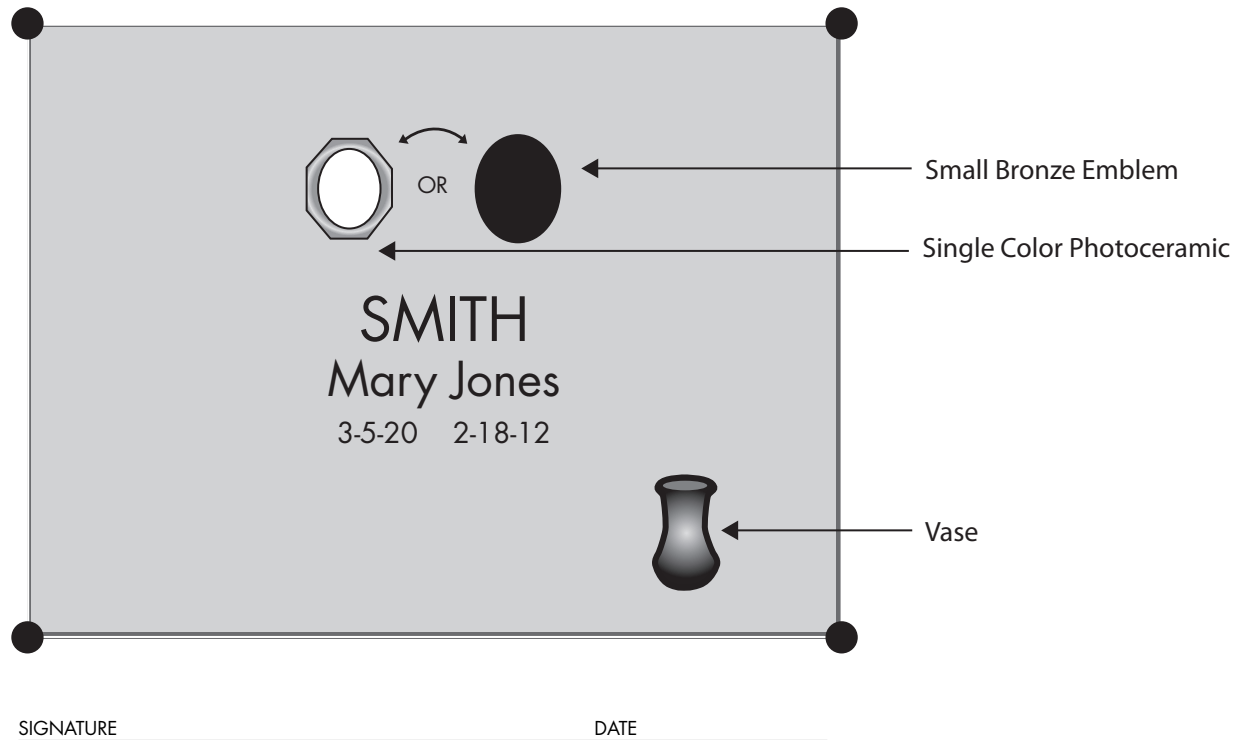
Feature Family Companion Niches with Memento Vault



The Feature Family Niche with Memento Vault is a unique offering at St. Matthew's Faith Mausoleum, as this space will accommodate two cremated bodies and two "vault niches" for the placement of private mementos/memory items.

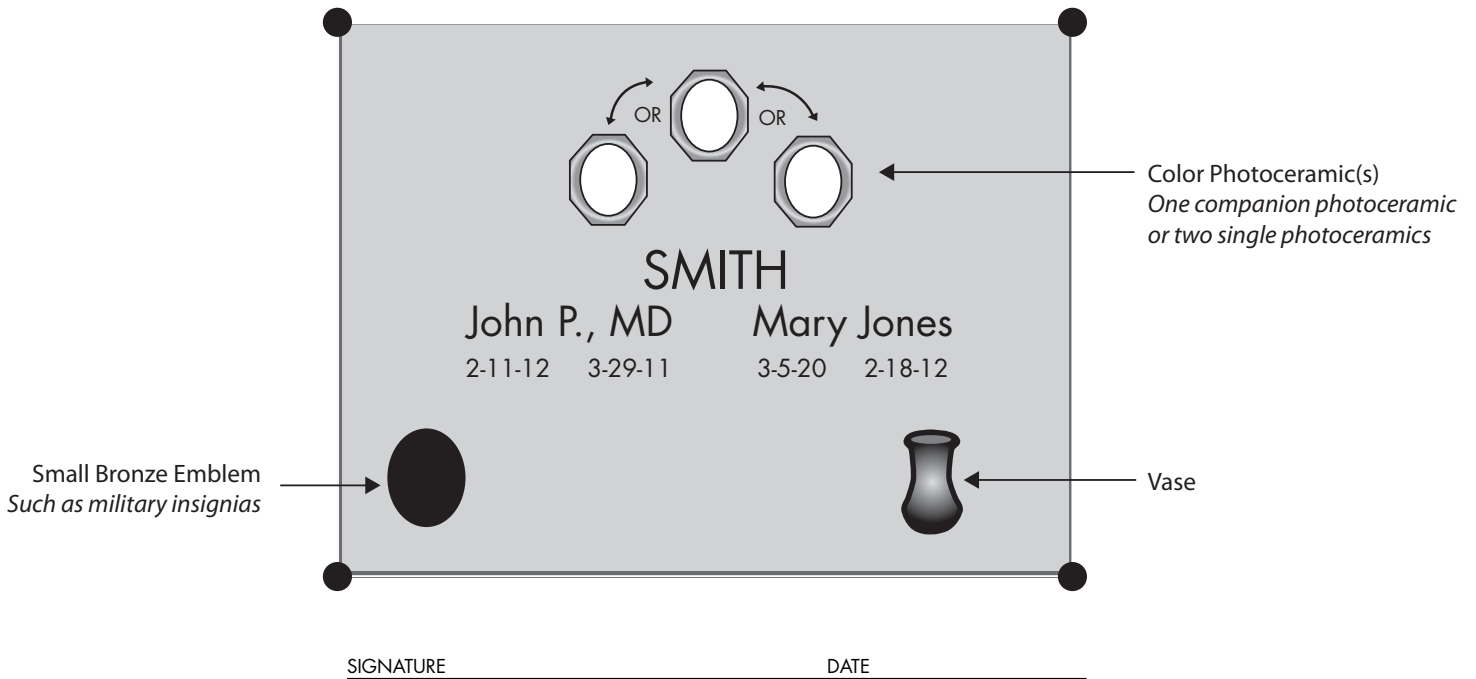
- Each "Niche" has the same size name plaque and Votive Perpetual Light as the crypts.
- One companion (two person) color photoceramic centered above the name plaque OR two single color photoceramics over each person's first name.
- One large bronze emblem, in the lower left corner of the crypt front.
- Two medium bronze emblems on the right and left sides of the name plaque frame.
- Epitaph of two lines, of up to 38 total spaces, 19 per line. Spaces include all letters, numbers and spaces, with a space before and after each word. A total of eight words of terms of endearment placed with bronze letters at the top of the crypt front above the name plaque.
- One flower vase in the lower right corner of the crypt front.
- The Cemetery maintains the exclusive right to approve or deny all wording on epitaphs.

Niche Front Lettering Single



One adornment allowed; either a single color photoceramic or one emblem.

Niche Front Lettering Companion



Either one companion color photoceramic and one small bronze emblem allowed;
or two single color photoceramics and one small bronze emblem allowed.

Exterior Crypts



Exterior Walk of Honor _____ SIGNATURE

DATE _____

LEVEL/ TIER	True Companion Crypts				Single Crypts	Side by Side Crypt Fronts	Single Crypts	True Companion Crypts					
	Tandem							Tandem					
F HEAVEN						-							
E VALUE						-							
D DEVOTION						-							
C EYE						-							
B HEART						-							
A PRAYER						-							
ROW	107	106	105	104	5	4	3	2	1	103	102	101	100



Exterior Walk of Honor _____ SIGNATURE

DATE _____

LEVEL/ TIER	True Companion Crypts				Single Crypts	Side by Side Crypts	Single Crypts	True Companion Crypts					
	Tandem							Tandem					
F HEAVEN						-							
E VALUE						-							
D DEVOTION						-							
C EYE						-							
B HEART						-							
A PRAYER						-							
ROW	115	114	113	112	10	9	8	7	6	111	110	109	108

Interior Crypts



Interior Hall of Valor

SIGNATURE _____

DATE _____

LEVEL/ TIER	Single Crypts	Side by Side Crypts	Single Crypts	True Companion Crypts				Single Crypts	Side by Side Crypts				
				Tandem									
F HEAVEN													
E VALUE													
D DEVOTION													
C EYE													
B HEART													
A PRAYER													
ROW	11	12	13	14	120	119	118	117	116	15	16	17	18



Interior Hall of Valor

True Companion Tandem Crypts

LEVEL/
TIER

SIGNATURE _____

DATE _____

F HEAVEN										
E VALUE										
D DEVOTION										
C EYE										
B HEART										
A PRAYER										
ROW	152	151	150	149	148	147	146	145	144	143

Interior Feature Crypts



Crystal Hall Interior True Companion Crypts

LEVEL/
TIER

F
HEAVEN

E
VALUE

D
DEVOTION

C
EYE

B
HEART

A
PRAYER

SIGNATURE _____

DATE _____

ROW **122 121**



Crystal Hall Feature Side by Side Crypts

LEVEL/
TIER

F
HEAVEN

E
VALUE

D
DEVOTION

C
EYE

B
HEART

A
PRAYER

ROW **27 28**

SIGNATURE _____

DATE _____



Crystal Hall Interior True Companion Crypts

LEVEL/
TIER

F
HEAVEN

E
VALUE

D
DEVOTION

C
EYE

B
HEART

A
PRAYER

SIGNATURE _____

DATE _____

ROW **124 123**



Crystal Hall Interior Side by Side Crypts

LEVEL/
TIER

F
HEAVEN

E
VALUE

D
DEVOTION

C
EYE

B
HEART

A
PRAYER

ROW **29 30**

SIGNATURE _____

DATE _____



Crystal Hall
Good Shepherd
Interior Glass Niches

H	21	22	23	24
G	17	18	19	20
F	14	15	16	
E	11	12	13	
D	9	10		
C	7	8		
B	4	5	6	
A	1	2	3	

SIGNATURE _____

DATE _____



Crystal Hall
Home Coming
Interior Glass Niches

H	21	22	23	24
G	17	18	19	20
F	14	15	16	
E	11	12	13	
D	9	10		
C	7	8		
B	4	5	6	
A	1	2	3	

SIGNATURE _____

DATE _____

Interior Marble Niches



"Mary"

H	56		57		58		59		60	
G	51		52		53		54		55	
F	41	42	43	44	45	46	47	48	49	50
E	31	32	33	34	35	36	37	38	39	40
D	21	22	23	24	25	26	27	28	29	30
C	11	12	13	14	15	16	17	18	19	20
B	6		7		8		9		10	
A	1		2		3		4		5	

SIGNATURE _____

DATE _____



"St. Joseph"


H	56		57		58		59		60	
G	51		52		53		54		55	
F	41	42	43	44	45	46	47	48	49	50
E	31	32	33	34	35	36	37	38	39	40
D	21	22	23	24	25	26	27	28	29	30
C	11	12	13	14	15	16	17	18	19	20
B	6		7		8		9		10	
A	1		2		3		4		5	

SIGNATURE _____

DATE _____



Crystal Hall Garden of Gethsemene
Interior Feature Family Niche
with Memento Vault

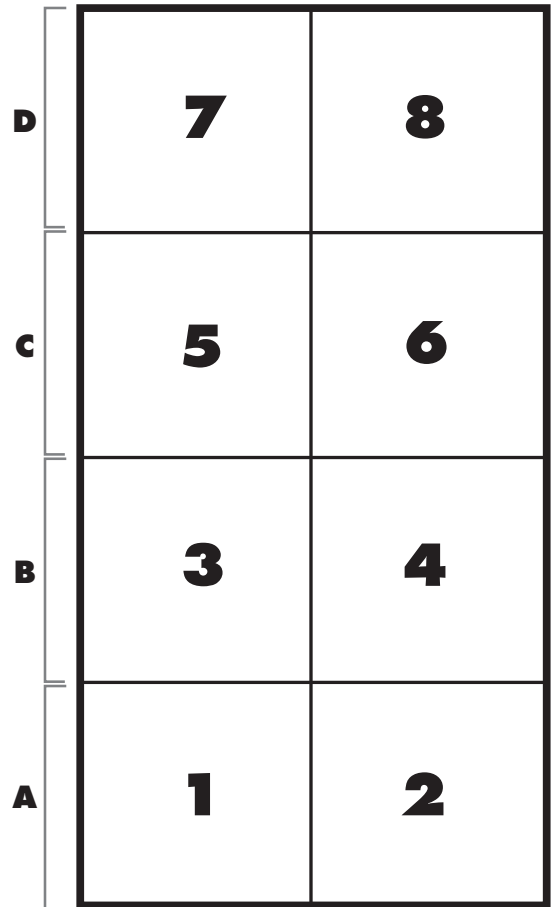


SIGNATURE _____

DATE _____



Crystal Hall Holy Family
Interior Feature Family Niche
with Memento Vault



SIGNATURE _____

DATE _____

Interior Glass Niches



Crystal Hall St. Ann
Interior Glass Niches

H	21	22	23	24
G	17	18	19	20
F	14	15	16	
E	11	12	13	
D	9		10	
C	7		8	
B	4	5	6	
A	1	2	3	

SIGNATURE _____

DATE _____



Crystal Hall Last Supper
Interior Glass Niches

H	21	22	23	24
G	17	18	19	20
F	14	15	16	
E	11	12	13	
D	9		10	
C	7		8	
B	4	5	6	
A	1	2	3	

SIGNATURE _____

DATE _____



Hall of Valor
Marble Niches

H	30	31	32
G	27	28	29
F	24	25	26
E	21	22	23
D	16 17	18	19 20
C	11 12	13	14 15
B	6 7	8	9 10
A	1 2	3	4 5

SIGNATURE _____

DATE _____

FAITH MAUSOLEUM ADORNMENT/FLOWER TRIBUTE POLICY

A. General Guidelines

The Faith Mausoleum has bronze flower vases included in the purchase price for all marble crypt and niche fronts. Bronze vases are the only place where floral tributes are allowed inside or outside the Faith Mausoleum. All other tributes, floral or otherwise, will be removed and discarded daily.

- 1 The family may select birth and death year format of either: 1906-1998 **OR** 2-16-06 3-31-98
- 2 Abbreviated professional titles (e.g. MD, PhD, DDS, and/or Jr., Sr. or III) may be used and will be placed after the first name on the second line, if space permits.
- 3 The number and letter size may be adjusted smaller to accommodate longer dates, maiden names and professional titles.
- 4 All crypt/niche adornment placement is standardized according to the attached diagrams and these policies.

B. Crypt Name Plaque Lettering

The following is allowed; but the requested number of letters, numbers and spaces will determine whether all are possible and/or what the finished size of the characters will be.

- 1 The crypt name plaques will be incised as follows:

Top (Line 1): Surname (centered)

Middle(Line 2): First Name and Middle Initial (centered left and right or under surname if single crypt)

Bottom (Line 3): Dates (under the first names)

- 2 Should a person request a maiden name or middle name in full, the crypt name plaques will be incised as follows:

Top (Line 1): Surname (centered)

Middle (Line 2): First Name and Middle Name or Maiden Name (centered left and right or under Surname if single crypt)

Bottom (Line 3): Dates (under the first names)

C. Marble/Granite Niche Front Lettering

- 1 Interior single marble/granite niches are bronze lettered as follows:

Top (Line 1): Surname (centered)

Middle (Line 2): First Name and Middle Name (or Initial) or Maiden Name (centered under Surname)

Bottom (Line 3): Dates

- 2 Interior companion marble niches are bronze lettered as follows:

Top (Line 1): Surname (centered)

Middle (Line 2): First Name and Middle Name (or Initial) or Maiden Name (centered below Surname, if space permits)

Bottom (Line 3): Dates centered under first names

- 3 Feature Family Niches with Private Memento vault. See diagram for placement.

D. Crypt and Niche Color Photoceramics and Emblems, Tributes, Vases, etc.

- 1 Crypt color photoceramics 8x10 cm (crypt size) are to be placed above the crypt name plaque, for companion or single crypts, or above the first name, on each side of the crypt name plaque for 2 single person color photoceramics on a companion crypt.
- 2 Two single or one companion 6x8 cm niche size color photoceramic may be placed above the surname on single/companion marble fronted niches, if there is available space. The cemetery will determine if space is available.
- 3 Emblems must be the standard sizes, as space permits:
 - a. Large bronze emblem (up to 10.25") for crypt fronts
 - b. Medium bronze emblem (up to 3") for bronze name plaque frames or exterior crypt fronts
 - c. Small bronze emblem (½" to 1") for marble niche fronts
- 4 Glass Niche(s): One permanent photograph framed and on a stand and/or one permanent tribute may be placed with each urn. The photograph or tribute may not be more than 5"x4," and must be approved by the cemetery in advance of placement. One placement may be made at no charge; additional placements will incur additional fees.
- 5 All crypt and niche vases are placed in the lower right corner of the crypt or niche front, except for side by side crypts, where a second vase is to be placed in the lower left corner of the crypt front.

E. Inurnment Privileges

- 1 On any crypt other than single crypts, it may not be possible to display the name of the person for whom the Inurnment Privilege is being purchased.
- 2 **The cemetery will advise the potential purchaser whether sufficient space exists on the crypt front for this additional name. This is to be done in advance of signing a contract for sale.**

* Placed as per attached diagram